



ASCRS  
BUSINESS *of* REFRACTIVE  
CATARACT SURGERY  
— SUMMIT —

# Optimizing And Finishing




# Question?

---

- What do you do at early postoperative visits to help with optimization and patient satisfaction
- What is your typical follow-up schedule for patients with advanced technology IOLs?
  - If they're happy?
  - If they're not happy?


# Question?

---

- What is the number one source of patient dissatisfaction with any IOL but especially presbyopia correcting IOLs?
- 

# How Do You Manage Residual Refractive Error?

---

- How small and amount of residual refractive error can degrade vision?
  - How do you manage residual astigmatism?
  - When do you time intervention?
  - Is there a role for a soft contact lens trial?
  - When is “better the enemy of good?”
- 

# The Patient Who Is “Good But Not Great”

---

- You’ve optimized everything
- What factors do you consider if you are:
  - Keeping the same Presbyopic IOL in the fellow eye but adjusting your aim?
  - Considering a different IOL?


# Early Capsular Fibrosis & Dissatisfied Patient

---

- To yag or not to yag?
- 

# RGP Trials

---

- When do you initiate this?
  - How do you manage things if the RGP helps?
  - What to do if everything is “normal” and there’s no improvement with RGP?
  - What about a trial of miotics?
- 

# Managing Dysphotopsia: Haloes

---

- How do you counsel preoperatively
- How do you manage postoperatively
  - Early vs late
- What do you do for timing of the 2<sup>nd</sup> eye?
- What IOL do you choose for the 2<sup>nd</sup> eye?



# Managing Dysphotopsia: Glare or Starburst

---

- How do you counsel preoperatively
- How do you manage postoperatively
  - Early vs late
- What do you do for timing of the 2<sup>nd</sup> eye?
- What IOL do you choose for the 2<sup>nd</sup> eye?

# Dealing With Floaters and Syneresis

---

- Can Vitreous abnormalities degrade image quality?
  - How do you manage postoperatively
- 